



JIWN JANN INTERNATIONAL CO.,LTD

📍 No.7,11 Street, Phu My Ward, District 7, HCM

☎ (+84) 028 3636 0606

✉ jiwjann.vn@gmail.com

☎ 0315 470 792

🌐 <https://jiwjann.com.vn>

**注意事項 IMPORTANT**

圖示尺寸與實物可能略存差異，本公司有權修改或取消上述產品，恕不另行通知。若使用過期或作廢的圖紙，本公司將不負責任。

有關工程項目的具體尺寸數據請與廠商聯繫確認。

由於印刷關係，正式產品的顏色與所示的圖片有部分差異，一切以產品實物顏色為準。

Slight changing may exist between schematic and actual dimension. We reserve the rights to modify or terminate providing the products without notice. The company has no liability if using the outdated or obsolete illustrated books.

Please contact with the manufacturer about the data of actual size on the engineering project.

Due to the printing process, the colors of actual products may have a slight difference with the shown pictures. The actual colors shall prevail.



淋浴地漏  
SHOWER DRAINS



# COMPANY

## INTRODUCTION

### History of formation and development

JIWN JANN, established in 1995 at Cao Hung City, Taiwan, is a professional manufacturer of shower Door.

In 2019, the JIWN JANN glass partitions brand became officially present on the Vietnamese market in the field of designing, manufacturing and providing solutions for glass partitions. Since the establishment of the company, JIWN JANN has always been steadfast with the goal of providing customers with advanced glass shower enclosures with the most perfect service. Over the past 2 years of development, up to now, JIWN JANN has left its mark on the market and has become one of the leading glass shower enclosures in Vietnam.

With professional management experience with design technology and development techniques, after 20 years of establishment and development, the company has obtained many certifications:

- CE certification
- EU quality certification
- Certified ELT and CUPC
- Australian certification and UK Kitemark KM95930
- ISO 9001: 2015 strict international quality system certification

JIWN JANN has exported glass shower enclosure products to many countries and regions, including countries with very high quality requirements such as Singapore, Germany, Italy, France, UK, Canada, Australia ...

With the motto of constantly improving, always moving forward based on professional expertise and modern technology, JIWN JANN has been providing products, systems and services such as:

- Manufacture and supply shower door ;
- Manufacturing and supplying bathroom mirror glass
- Manufacturing and supplying bathroom floor drain

JIWN JANN Vietnam is constantly absorbing and improving products to meet customers' needs and promote brand development. Currently, JIWN JANN has affirmed its brand position and has become a contractor specializing in providing shower door for projects in Ho Chi Minh City, Vietnam with a large scale and consistent. At the same time, continuously received positive feedback from investors and general contractors:

- The Signature Project (M7)
- The Peak Phu My Hung Project (M8)
- The Ascentia Project (S4-3)
- The Antonia Project (S6-1)
- Cardinal Court Project (C13B)
- Paris Hoàng Kim - Khoi Thanh
- Thao Dien Green - SIC
- Celadon City - A6b plot - Gamuda Land

In the future, JIWN JANN strives to become a company that designs, manufactures and provides solutions for the leading glass shower enclosures in Vietnam, JIWN JANN is committed to always making efforts to become a prestigious brand. leading with innovative design products and solutions, providing an ideal working environment for employees, and at the same time committed to contributing to society and the environment.



BATHROOM DOOR DRAINS

浴室門地排



SHOWER DOOR DRAINS

淋浴門地排




# 產品優勢

## 六大工藝科技優勢

### 優勢一：面板保護膜

本公司產品出廠時配帶面板保護膜，該保護膜採用塑膠面板，防止水泥砂石等裝修材料破壞地漏表面，更有效保護地漏表面及磁磚邊緣。



### 優勢二：調節腳架

線型地排金屬調節腳架，施工時更穩固調節地排左右兩邊的水準高度，使之排水更好更快。



### 優勢三：面板保護膜

數控刨槽折邊，直角直邊。



### 優勢四：無縫焊接

無縫激光焊接，有效防止漏焊漏水問題。




### 優勢五：PVD 真空電鍍

表面處理採取 PVD 真空電鍍。



### 優勢六：現場訂製排水孔位置

地排排水孔位置可根據現場尺寸訂製，有效解決現場排水孔位位置問題。



## 產品目錄

# INDEX

### 05-24 地排系列

P.05-10	.....	30系列
P.11-14	.....	59系列
P.15-18	.....	55系列
P.19-22	.....	80系列
P.23-24	.....	100系列

### 25-40 地漏系列

P.27-30	.....	SK系列
P.31-32	.....	SC系列
P.33-34	.....	ST系列
P.35-39	.....	SY系列
P.39	.....	SE系列/SS系列
P.40	.....	地排/地漏芯系列

### 41-44 置物壁櫃系列

P.43-44	.....	置物壁櫃系列
---------	-------	--------

# 30 SERIES

線性極窄設計 簡約輕奢大氣

生活在喧鬧的都市中，嚮往一份簡單、自然與純淨。明亮、溫馨、簡潔的線條，彷彿海上翻起的陣陣碎浪。滌蕩著世間的一切煩雜。擁有一個詩意的臥室，感受潮起潮落的愜意。

Living in a bustling city, yearning for simplicity, nature, and purity. Bright, warm, and concise lines, like waves of broken waves rising from the sea. Purging away all the troubles in the world. Have a poetic bedroom and feel the comfort of rising and falling tides.



Extremely narrow 30mm width  
極窄30MM寬度

更具視覺衝擊力

輕奢簡約，美觀好看

More visually impactful

Light luxury and simplicity, beautiful and attractive





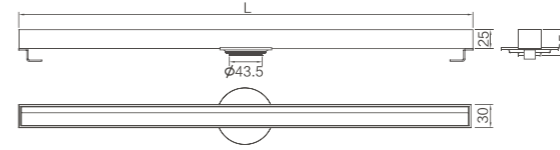
匠心獨具的設計，  
簡約明朗的線條，  
不受任何時代與潮流限制。

Exquisite design with simple and clear lines,  
not limited by any era or trend



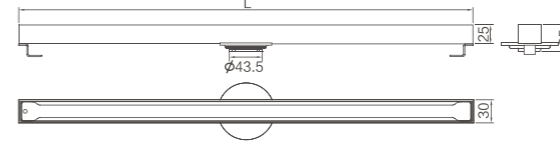
### L30-A3

標準寬度：30  
標準長度：600/800/900/1000/1200  
適用管徑：φ50、φ70



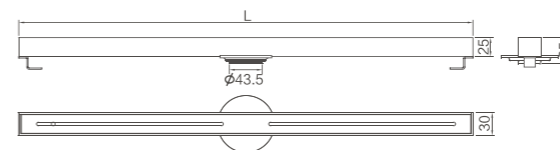
### L30-A4

標準寬度：30  
標準長度：600/800/900/1000/1200  
適用管徑：φ50、φ70



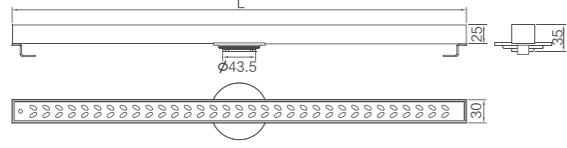
### L30-A5

標準寬度：30  
標準長度：600/800/900/1000/1200  
適用管徑：φ50、φ70



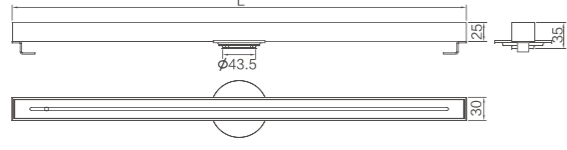
### L30-A1

標準寬度：30  
標準長度：600/800/900/1000/1200  
適用管徑：φ50、φ70



### L30-A2

標準寬度：30  
標準長度：600/800/900/1000/1200  
適用管徑：φ50、φ70



# 30 SERIES



簡約設計的同時，保證功能完備實用，且又不乏時尚格調。

While minimalist design, it ensures complete functionality and practicality, while also maintaining a fashionable style.

# 30 SERIES




Standard color chart  
標準色卡



拉絲

Optional color chart  
選配色卡



啞黑

槍灰

鈦金

玫瑰金



304 不銹鋼



排水量大



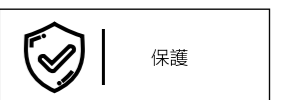
厚度



腳架



工藝



保護

# 59 SERIES

淋浴地漏 暢享快速排水

不斷創新的研發科技，精益求精的製造技術，以及別出心裁、無微不至的細節構想，觸動人們對完美生活衛浴的嚮往。

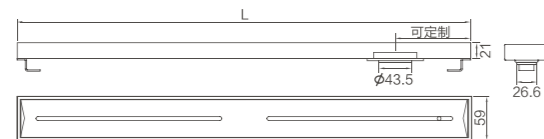


The continuous innovation of research and development technology, the pursuit of excellence in manufacturing processes, and the ingenious and meticulous details have touched people's yearning for a perfect living bathroom.



EXQUISITE CRAFTSMANSHIP  
AND NOBLE COLLECTION



# 59 SERIES



## L59-B4

標準寬度: 59  
標準長度: (L)300/600/800/900/1000/1200  
適用管徑: φ50、φ70

## L59-B5

標準寬度: 59  
標準長度: (L)300/600/800/900/1000/1200  
適用管徑: φ50、φ70

## L59-B6

標準寬度: 59  
標準長度: (L)300/600/800/900/1000/1200  
適用管徑: φ50、φ70

# 59 SERIES




Standard color chart  
標準色卡



拉絲

Optional color chart  
選配色卡



啞黑



槍灰



鈦金



玫瑰金



304 不銹鋼



排水量大



厚度



腳架



工藝



保護



# 55 SERIES

無邊自由暢行 無障礙長排地漏

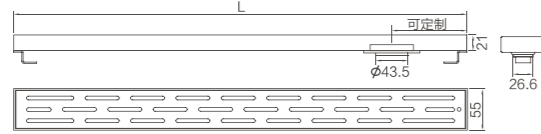
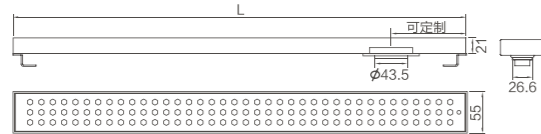
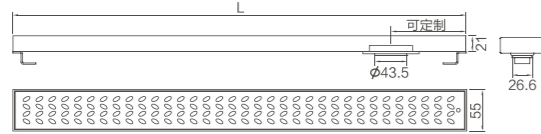
凝練著我們對美的永恒追求；純淨的元素和細節的設計，讓人們享受值得擁有的放鬆和愉悅感，暢享更優質的生活。

Condensing our eternal pursuit of beauty: the design of pure elements and details allows people to enjoy the relaxation and pleasure they deserve, and enjoy a better quality of life.



EASTERN AESTHETICS,  
ELEGANT LIFE

# 55 SERIES



## L55-B1

標準寬度: 55  
標準長度: (L)300/600/800/900/1000/1200  
適用管徑: φ50、φ70

## L55-B2

標準寬度: 55  
標準長度: (L)300/600/800/900/1000/1200  
適用管徑: φ50、φ70

## L55-B3

標準寬度: 55  
標準長度: (L)300/600/800/900/1000/1200  
適用管徑: φ50、φ70


# 55 SERIES



Standard color chart  
標準色卡




Optional color chart  
選配色卡



304 不銹鋼



排水量大



厚度




腳架



工藝



保護



# 80 SERIES

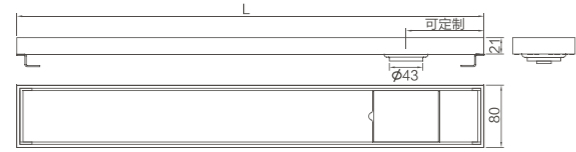
隱藏式地漏 隱而不露



隱而不露 藏似無形 俐落通透的視覺是對極簡美學的絕美演繹，  
當經典再現，藝術重新，是初見也是永恒。  
Hidden but not exposed, like an intangible,  
clean and transparent visual representation of minimalist aesthetics is a stunning interpretation.  
When classics are reproduced and art is reintroduced, it is both the first and eternal sight

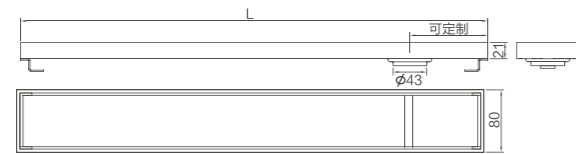


# 80 SERIES



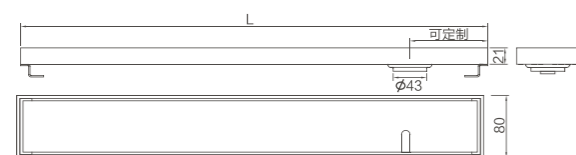
## L80-K1

標準寬度: 80  
標準長度: 300/600/900/1200  
適用管徑:  $\phi 50$ 、 $\phi 70$



## L80-K2

標準寬度: 80  
標準長度: 300/600/900/1200  
適用管徑:  $\phi 50$ 、 $\phi 70$



## L80-K3

標準寬度: 80  
標準長度: 300/600/900/1200  
適用管徑:  $\phi 50$ 、 $\phi 70$



Standard color chart  
標準色卡



拉絲

Optional color chart  
選配色卡



啞黑



槍灰



鈦金



玫瑰金



304 不銹鋼



排水量大



厚度



腳架



工藝



保護


# 100 SERIES

## 多種規格可選 輕鬆搭配

輕奢極簡 精緻的外觀設計，簡潔的流暢線條，現代簡約風格，自然大氣  
長度可訂製

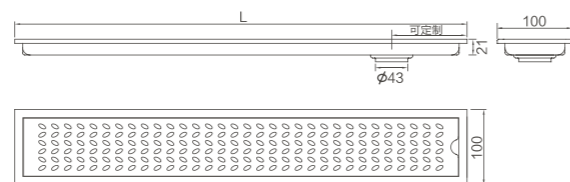


CREATING MASTERPIECES  
OF FLOOR DRAIN ART



### L100-D1


標準寬度：100  
標準長度：300/500/600/800/900/1000  
適用管徑：φ50、φ70



Standard color chart  
標準色卡

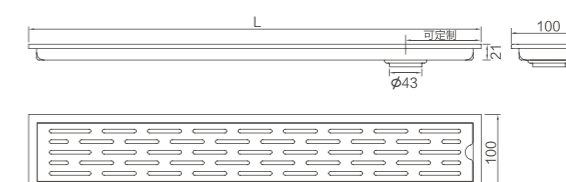


Optional color chart  
選配色卡



### L100-D2

標準寬度：100  
標準長度：300/500/600/800/900/1000  
適用管徑：φ50、φ70



# 獨有優勢 CHARACTERISTIC

## 真材實料 · 打造歷久彌新

不銹鋼地漏選用進口 **SUS304 不銹鋼**，高强度、抗腐蝕，經久耐用

地漏面板最高**厚度 7 毫米**，350 公斤重量踩壓不變形

地漏總重最高達 **600g**，優於其他地漏產品

經過 **48 小時酸性鹽霧檢驗**，品質穩定、抗腐蝕

地漏芯磁鐵選用**稀土永磁材料**，磁力長用不衰退

## 匠芯工藝 · 鑄就件件精品

表面**光潔度 10 級**，達到鏡子表面的拋光水準，光可照人

全方位**研磨盡除毛刺**，光腳接觸沒有任何劃傷風險

地漏芯採用**一體成型工藝**，沒有拼接誤差，杜絕臭氣鑽過

地漏採用**9 級電鍍 7 層保護**，耐腐蝕、抗生銹、不褪色

共 **40 餘道製作工序**，層層保障、件件精品



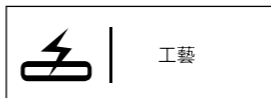
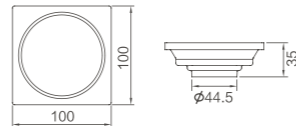
# SK SERIES

精緻設計 盡顯輕奢極簡



## SK55

標準尺寸: 100x100  
適用管徑:  $\phi 50$ 、 $\phi 70$

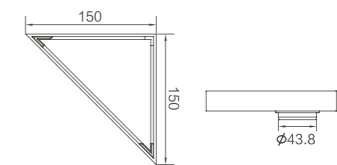


款式新穎、精心細緻，質量如磐石不移，款式如流星璀璨，只因讓你感受的專注。設計的直、曲、點、面，糅合了最美的風景線。



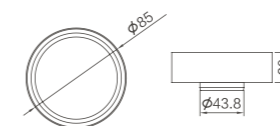
## SK-150

標準尺寸: 150x150  
適用管徑:  $\phi 50$ 、 $\phi 70$



## SK00

標準尺寸:  $\phi 85$   
適用管徑:  $\phi 50$ 、 $\phi 70$




Standard color chart  
標準色卡



拉絲

Optional color chart  
選配色卡



啞黑



槍灰



鈦金



玫瑰金




# SK SERIES



Standard color chart  
標準色卡

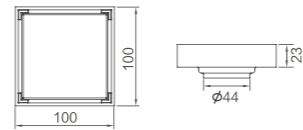


Optional color chart  
選配色卡



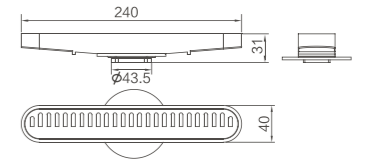
## SK10

標準尺寸: 100x100  
適用管徑:  $\phi 50$ 、 $\phi 70$



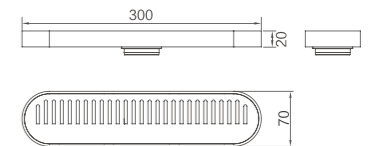
## SK240

標準尺寸: 40x240  
適用管徑:  $\phi 50$ 、 $\phi 70$



## SK300

標準尺寸: 70x300  
適用管徑:  $\phi 50$ 、 $\phi 70$



304 不銹鋼	排水量大	厚度	工藝	保護
---------	------	----	----	----

# SC SERIES

SUS304 不銹鋼 全新定義美學生活

純淨、清新有層次分明，  
是與生俱來互相交融的親切氣息，  
是溫柔的質面與軀體相新的愉悅體驗...




-  304 不銹鋼
-  排水量大
-  厚度
-  工藝
-  保護

Standard color chart  
標準色卡

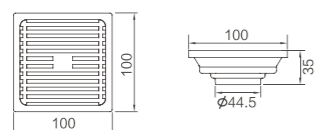


拉絲

Optional color chart  
選配色卡

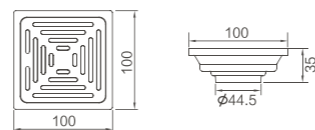


啞黑



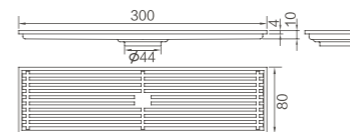
**SC-01**

標準尺寸：100x100  
適用管徑：φ50、φ70



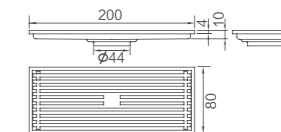
**SC-02**

標準尺寸：100x100  
適用管徑：φ50、φ70



**SC-300**

標準尺寸：80x300  
適用管徑：φ50、φ70



**SC-200**

標準尺寸：80x200  
適用管徑：φ50、φ70

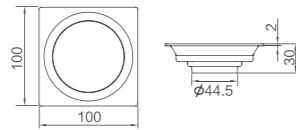
# ST SERIES

精工細緻打磨 觸感柔順光滑



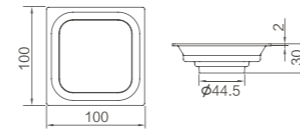
## ST-E1

標準尺寸: 100x100  
適用管徑:  $\phi 50$ 、 $\phi 70$



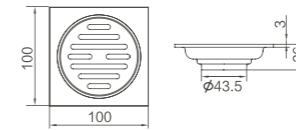
## ST-E2

標準尺寸: 100x100  
適用管徑:  $\phi 50$ 、 $\phi 70$



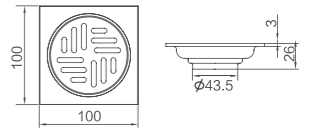
## ST-G1

標準尺寸: 100x100  
適用管徑:  $\phi 50$ 、 $\phi 70$



## ST-G2

標準尺寸: 100x100  
適用管徑:  $\phi 50$ 、 $\phi 70$



Standard color chart  
標準色卡

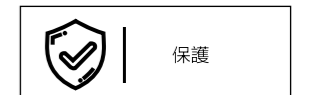
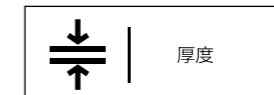


拉絲

Optional color chart  
選配色卡



啞黑



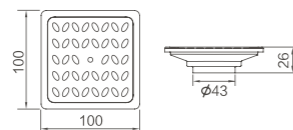
# SY SERIES

精益求精 獨具匠心



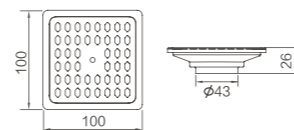
## SY-101

標準尺寸：100x100  
適用管徑：φ50、φ70  
顏色：拉絲、黑色



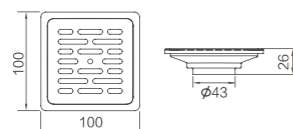
## SY-102

標準尺寸：100x100  
適用管徑：φ50、φ70  
顏色：拉絲



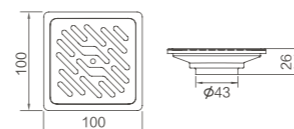
## SY-103

標準尺寸：100x100  
適用管徑：φ50、φ70  
顏色：拉絲



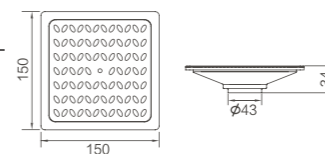
## SY-104

標準尺寸：100x100  
適用管徑：φ50、φ70  
顏色：拉絲、黑色



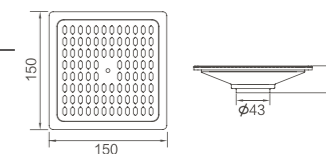
## SY-151

標準尺寸：150x150  
適用管徑：φ50、φ70  
顏色：拉絲、黑色



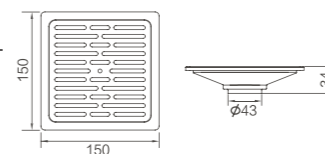
## SY-152

標準尺寸：150x150  
適用管徑：φ50、φ70  
顏色：拉絲



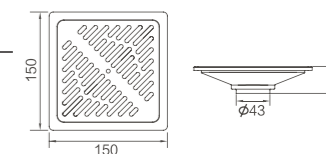
## SY-153

標準尺寸：150x150  
適用管徑：φ50、φ70  
顏色：拉絲



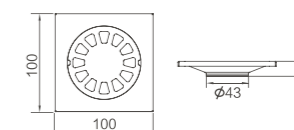
## SY-154

標準尺寸：150x150  
適用管徑：φ50、φ70  
顏色：拉絲、黑色



## SY-S1

標準尺寸：100x100  
適用管徑：φ50、φ70  
顏色：拉絲



<p>304 不銹鋼</p>	<p>排水量大</p>	<p>厚度</p>	<p>工藝</p>	<p>保護</p>
----------------	-------------	-----------	-----------	-----------

# SY SERIES 洗衣面板

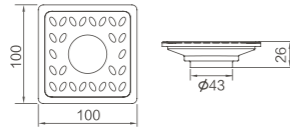


# SY SERIES 車道面板



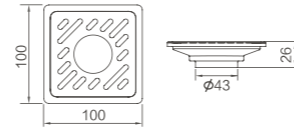
## SY-C101

標準尺寸：100x100  
適用管徑：φ50、φ70  
顏色：拉絲、黑色



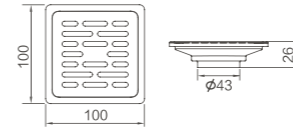
## SY-C104

標準尺寸：100x100  
適用管徑：φ50、φ70  
顏色：拉絲、黑色



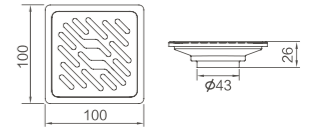
## SY-F3

標準尺寸：100x100  
適用管徑：φ50、φ70  
顏色：拉絲



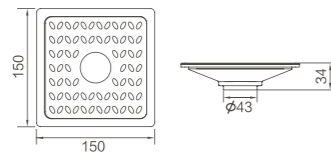
## SY-F4

標準尺寸：100x100  
適用管徑：φ50、φ70  
顏色：拉絲、黑色



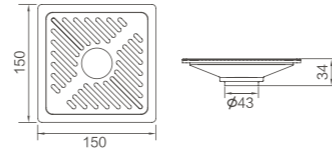
## SY-C151

標準尺寸：150x150  
適用管徑：φ50、φ70  
顏色：拉絲、黑色



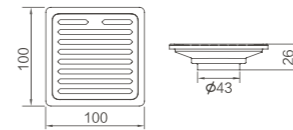
## SY-C154

標準尺寸：150x150  
適用管徑：φ50、φ70  
顏色：拉絲、黑色



## SY-F5

標準尺寸：100x100  
適用管徑：φ50、φ70  
顏色：拉絲



\* 本系列產品專用於地下停車場

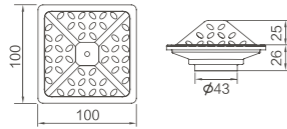
304 不銹鋼	排水量大	厚度	工藝	保護
---------	------	----	----	----

## 陽臺面板



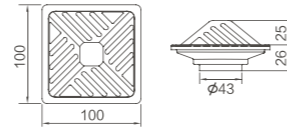
### SY-201

標準尺寸：100x100  
適用管徑：φ50、φ70



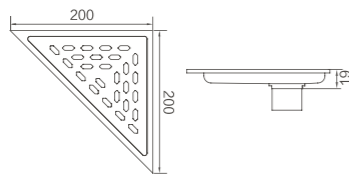
### SY-202

標準尺寸：100x100  
適用管徑：φ50、φ70



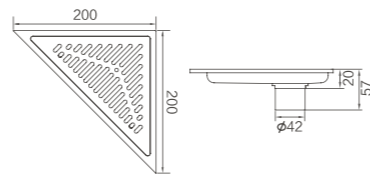
### SE-301

標準尺寸：200x200  
適用管徑：φ50、φ70  
顏色：拉絲




### SE-304

標準尺寸：200x200  
適用管徑：φ50、φ70  
顏色：拉絲



### SS-01

標準尺寸：100x200  
適用管徑：φ50、φ70  
顏色：拉絲、槍灰拉絲



## 地排 / 地漏芯系列



### UA

30、55、59 系列專用  
材質：塑鋼



### UB

80、100 系列專用  
材質：塑鋼



### UC

80、100 系列專用  
材質：不銹鋼



### UD

80、100 系列專用  
材質：黃銅



### UF

80、100 系列專用  
材質：不銹鋼



### UG

80、100 系列專用  
材質：黃銅



### UH

材質：塑鋼



### UI

材質：塑鋼

	標準尺寸	常規格外尺寸	底座面板保護裝置	可調整腳架	可挑選顏色	地漏芯
L30-A1-A5	600~1200	○	●	○	○	—
L55-B1-B3	300~1200	○	●	○	○	—
L59-B4-B6	300~1200	○	●	○	○	—
L80-K1-K3	300~1200	○	●	○	○	○
L100-D1-D2	300~1000	○	●	○	○	○
SK55	100x100	—	●	—	○	○
SK150	150x150	—	●	—	○	○
SK00	φ85	—	●	—	○	○
SK10	100x100	—	●	—	○	○
SK240	40x240	—	●	—	○	○
SK300	70x300	—	●	—	○	○
SC-01-02	100x100	—	●	—	○	○
SC-200-300	80x200/300	—	●	—	○	○
ST-E1-E2	100x100	—	●	—	○	○
ST-G1-G2	100x100	—	●	—	○	○

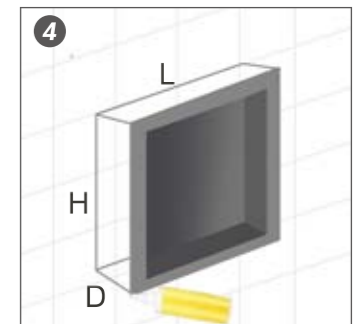
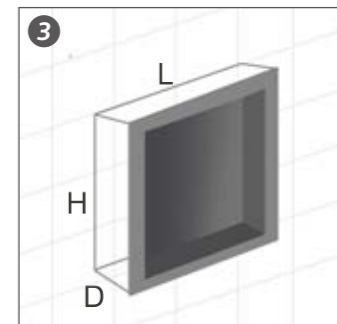
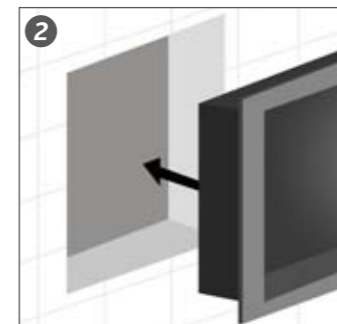
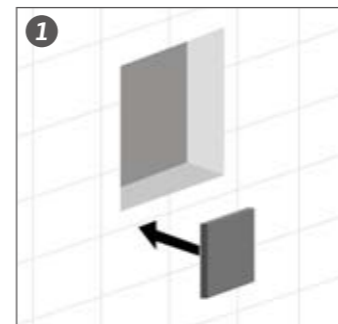
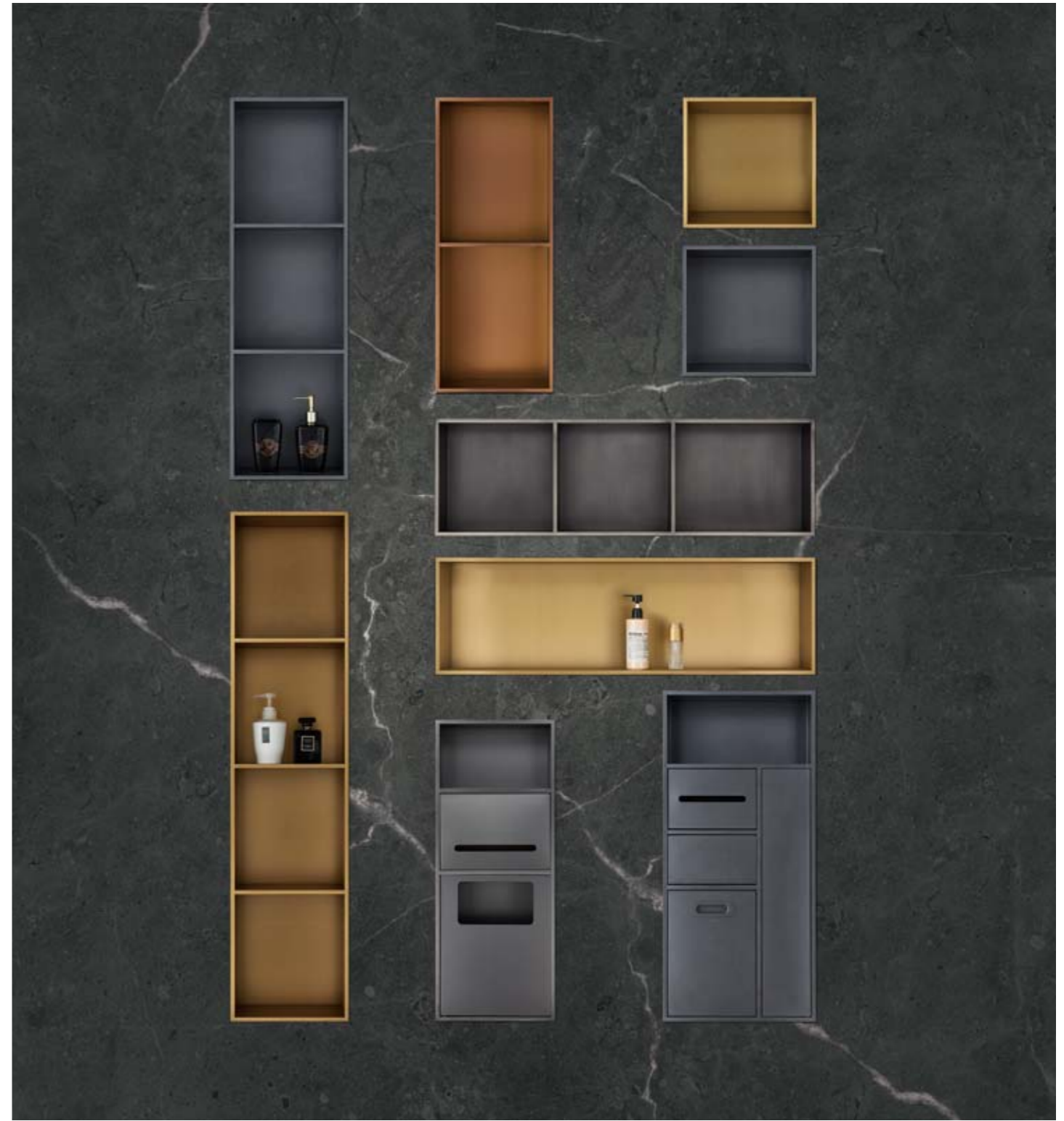
● 標準以內

○ 有額外付費選項


— 選項不存在

# NICHE SERIES

置物壁櫃系列



# NICHE SERIES 置物壁櫃系列



- 304 不銹鋼
- 無縫焊接
- 觸摸無痕
- 高強耐磨
- 電鍍工藝
- 收納性強



## SV-501

標準尺寸：高 320x 寬 320x 深 125mm  
開孔尺寸：高 306x 寬 306x 深 125mm



## SV-502

標準尺寸：高 700x 寬 280x 深 125mm  
開孔尺寸：高 686x 寬 266x 深 125mm



## SV-503

標準尺寸：高 900x 寬 280x 深 125mm  
開孔尺寸：高 886x 寬 266x 深 125mm



## SV-521

標準尺寸：高 700x 寬 280x 深 125mm  
開孔尺寸：高 686x 寬 266x 深 125mm



## SV-504

標準尺寸：高 1200x 寬 280x 深 125mm  
開孔尺寸：高 1186x 寬 266x 深 125mm



## SV-522

標準尺寸：高 860x 寬 400x 深 140mm  
開孔尺寸：高 845x 寬 385x 深 140mm



可訂製尺寸 適合多種空間



## SV-505


標準尺寸：高 280x 寬 900x 深 125mm  
開孔尺寸：高 226x 寬 886x 深 125mm

Standard color chart  
標準色卡



拉絲

Optional color chart  
選配色卡



啞黑



槍灰



鈦金



玫瑰金